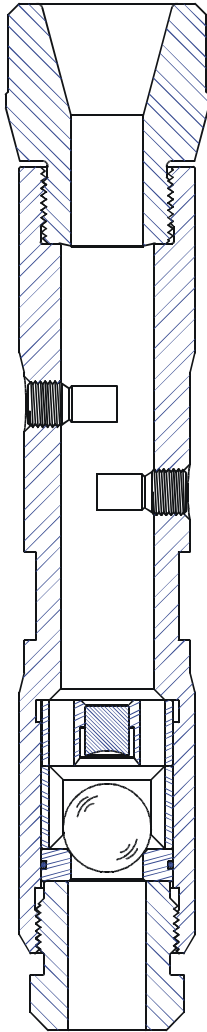


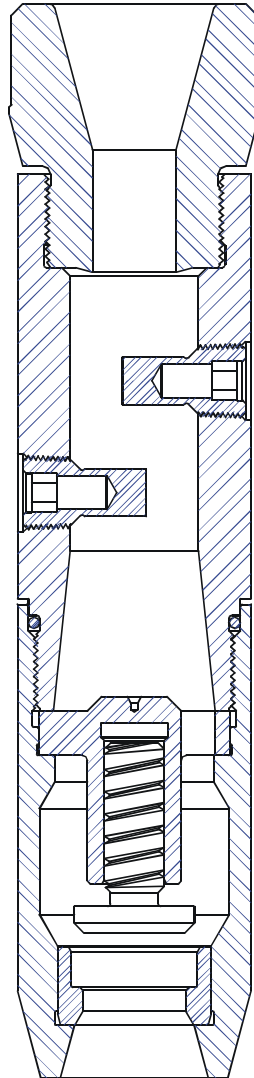


## Standing Valves

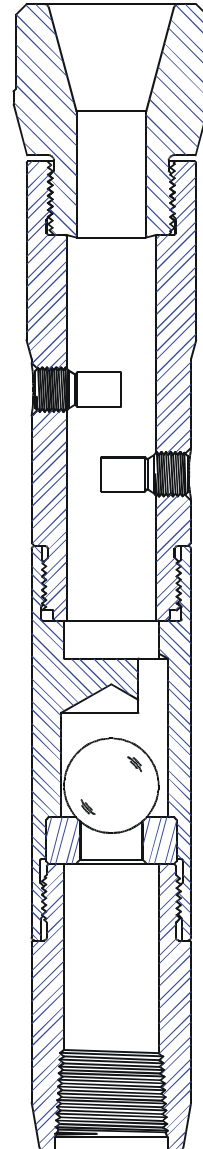
Wireline retrievable standing valves serve as check valves below the pump and sit on the bottom hole assembly-seating shoe. Standard units include a knock out plug to equalize pressure during retrieval and bottom-threaded connection for adaptation to bottom hole pressure recorders. Available in standard flow and high volume models as well as ball and seat or poppet and seat designs.



**Standard  
Standing  
Valve**



**Poppet  
Standing  
Valve**



**High-volume  
Standing  
Valve**